



Twinning Institution Building Programme

Twinning Information Meetings in New Member States - Spring / Summer 2005 -

Overview of the Programme

Number of Twinning Projects 1998–2004

	Overall N° of projects	Through Steering Committee	Endorsed-Started	Completed Final report approved
1998	103	103	103	103
1999	122	122	122	120
2000	146	146	146	144
2001	133	130	129	114
2002	195	189	176	58
2003	154	136	115	-
2004	177	-	-	-
Total	1.030	826	791	539

Overall Contracted Amount for Twinning Projects 1998-2004

	Contracted Amount (M€)	Number of projects	Average per project (M€)
1998	76,8	103	0,75
1999	118,4	122	0,97
2000	146,4	146	1,00
2001	133,7	133	1,01
2002*	170,7	195	0,88
2003*	130,6	154	0,85
2004*	169,1	177	0,96
Total	945,8	1.030	0,92

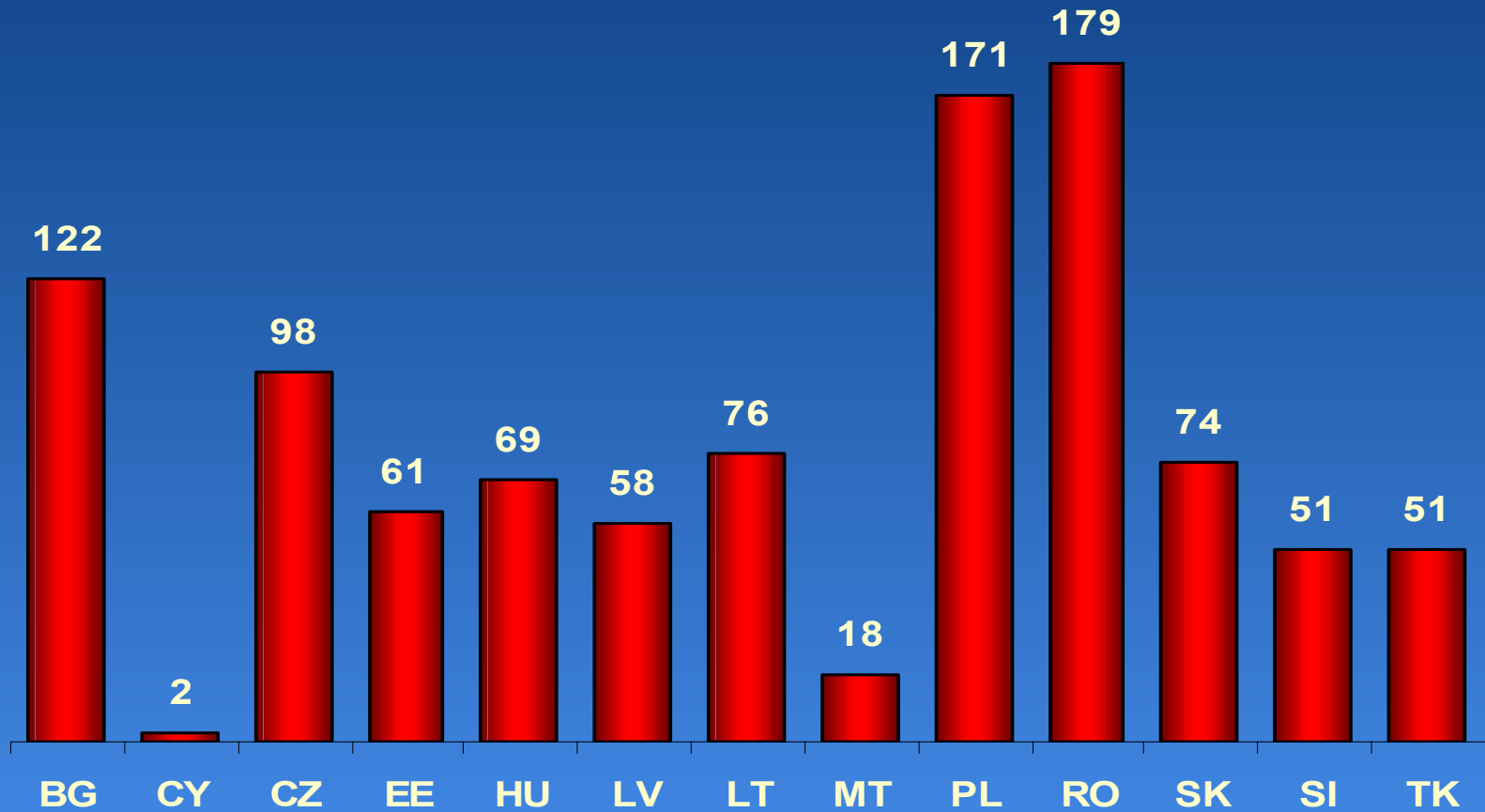
* Subject to update

Twinning Information Meetings in New Member States - Spring / Summer 2005 -

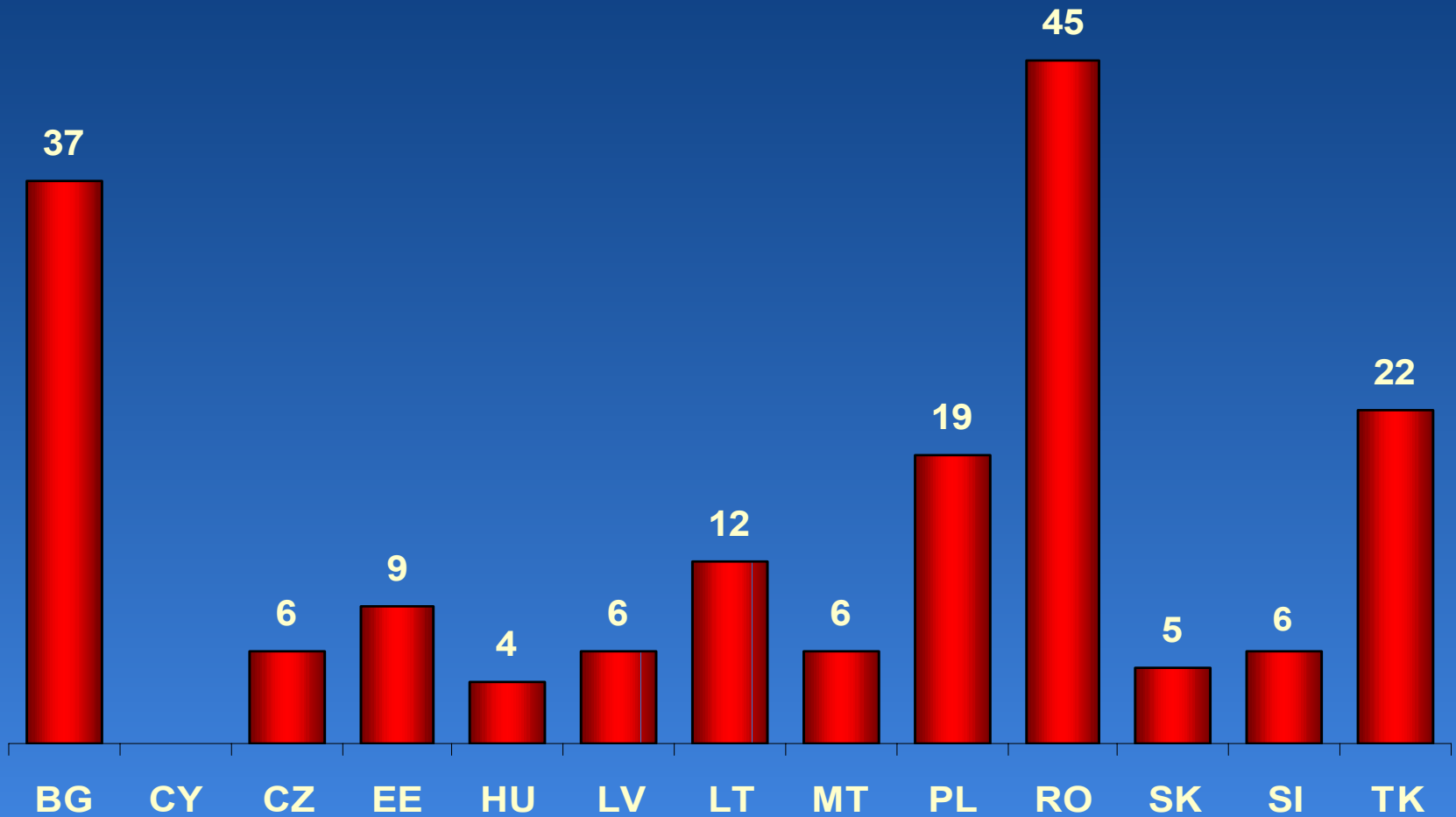
The beneficiary countries

and sectors of twinning

Twinning Projects in New Member States/Candidate Countries 1998-2004

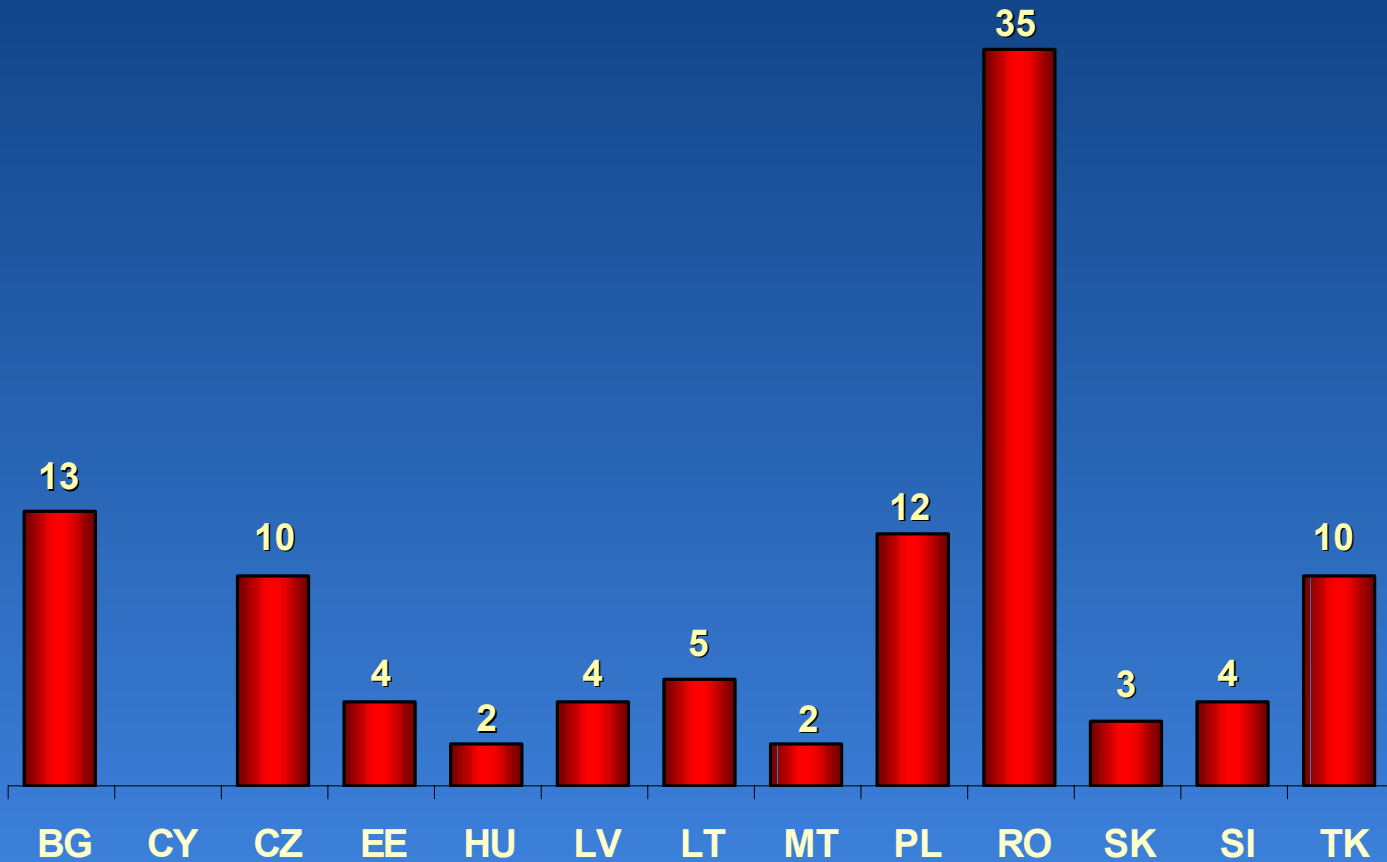


Twinning Projects in New Member States/Candidate Countries 2004



Twinning Projects in New Member States/Candidate Countries

Estimation of Projects in 2005



Twinning Projects per sector in the NMS/CCs 1998-2004

Sector	BG	CZ	CY	EE	HU	LV	LT	MT	PL	RO	SK	SI	TR	Total
1. Agriculture & Fisheries	17	7	0	10	14	5	17	7	35	26	10	10	5	163
2. Environment	18	12	0	7	11	5	2	3	17	16	12	2	6	111
3. Structural Funds	6	6	0	3	4	3	3	1	19	24	4	7	1	81
4. Consensus & Social Policy	7	20	0	10	9	5	7	1	15	15	9	3	0	101
5. Public Finance & Internal Market	30	18	1	12	13	17	20	1	42	38	13	12	9	226
6. Justice & Home Affairs	31	24	1	16	13	15	16	1	23	42	18	11	16	227
7. Transport, Energy & Telecom	9	5	0	2	4	1	8	1	6	7	4	3	5	55
8. Standardisation	1	0	0	0	0	4	0	0	1	0	0	2	7	15
9. Others	3	6	0	1	1	3	3	3	13	11	4	1	2	51
Total	122	98	2	61	69	58	76	18	171	179	74	51	51	1030

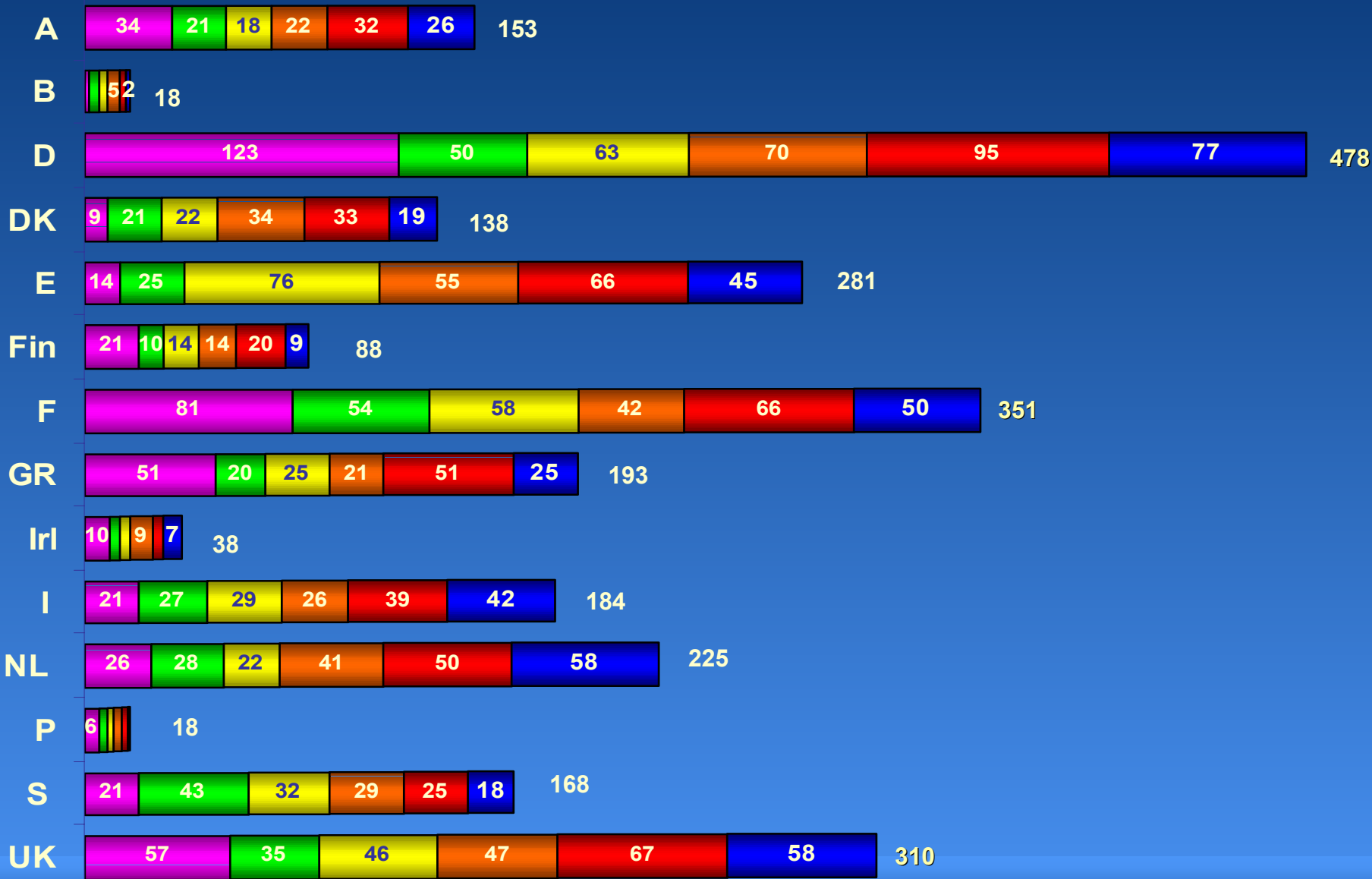
Twinning Information Meetings in New Member States - Spring / Summer 2005 -

Member States' interest

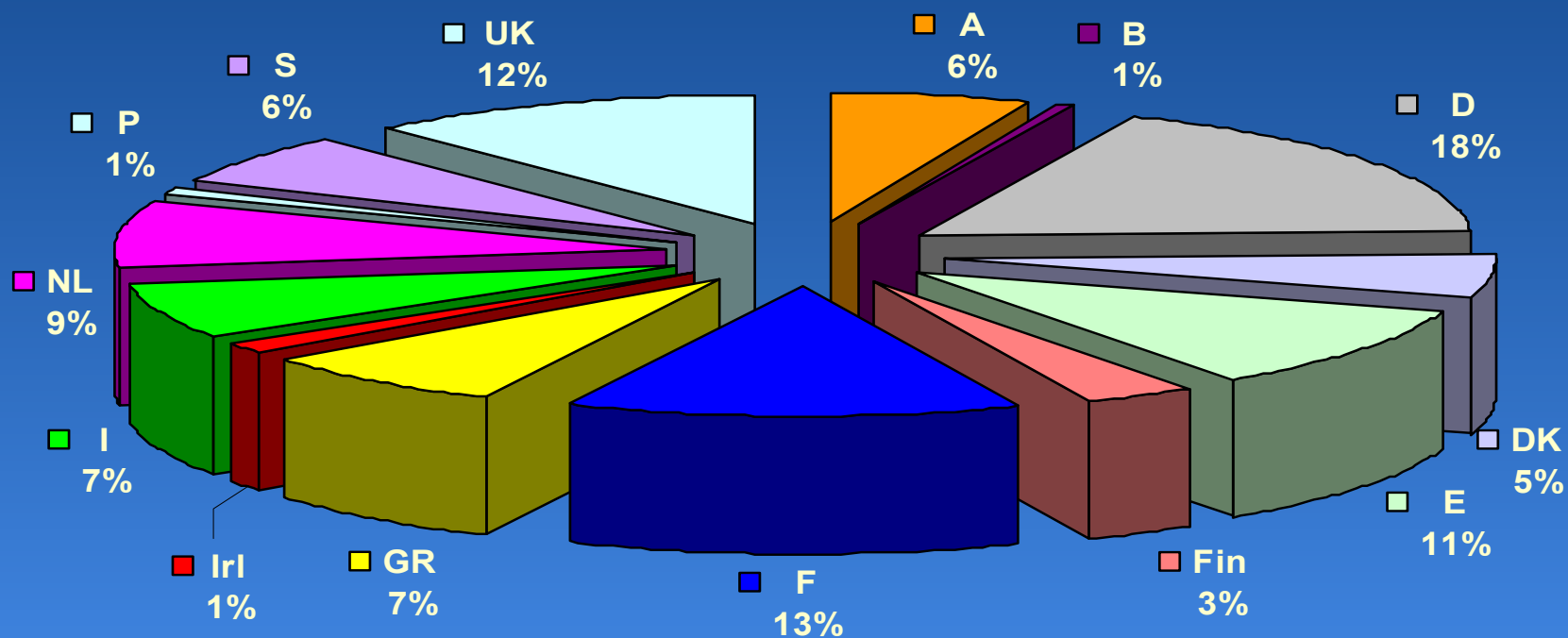
in twinning projects

Number of Twinning Proposals by Member State 1998-2003

1998 1999 2000 2001 2002 2003*



Percentage of Twinning Proposals by Member State 1998-2003

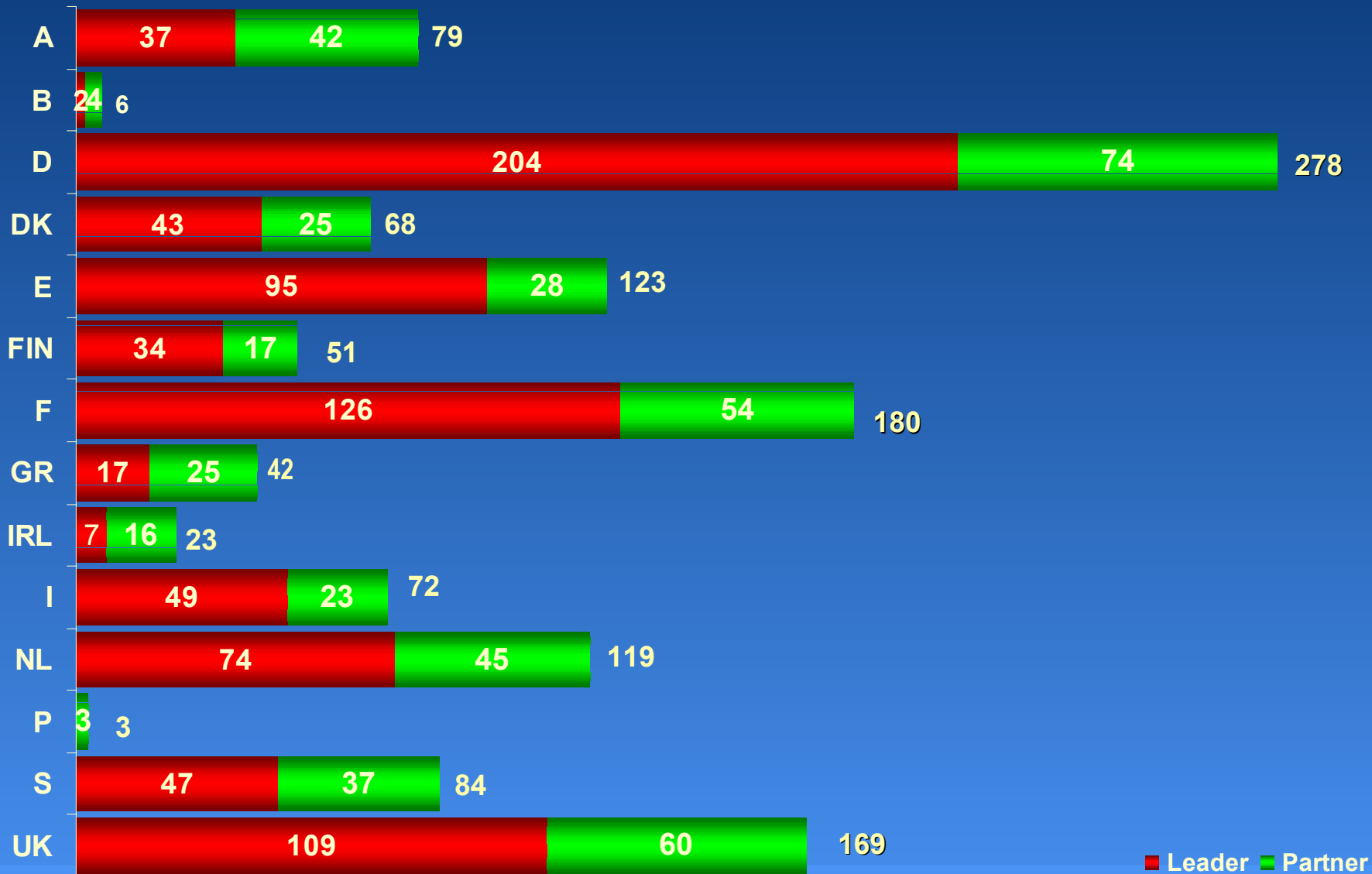


Twinning Information Meetings in New Member States - Spring / Summer 2005 -


Member State partners

in twinning projects

Member States involved in Twinning Projects 1998 - 2003 as PROJECT LEADERS / PARTNERS (total = 1297)




Member States involved in Twinning Projects 2004 as PROJECT LEADERS / PARTNERS (based on partner selection for 106 out of 177 projects)



Success by Member State (projects selected / proposals) 1998-2003

1998 1999 2000 2001 2002 2003*



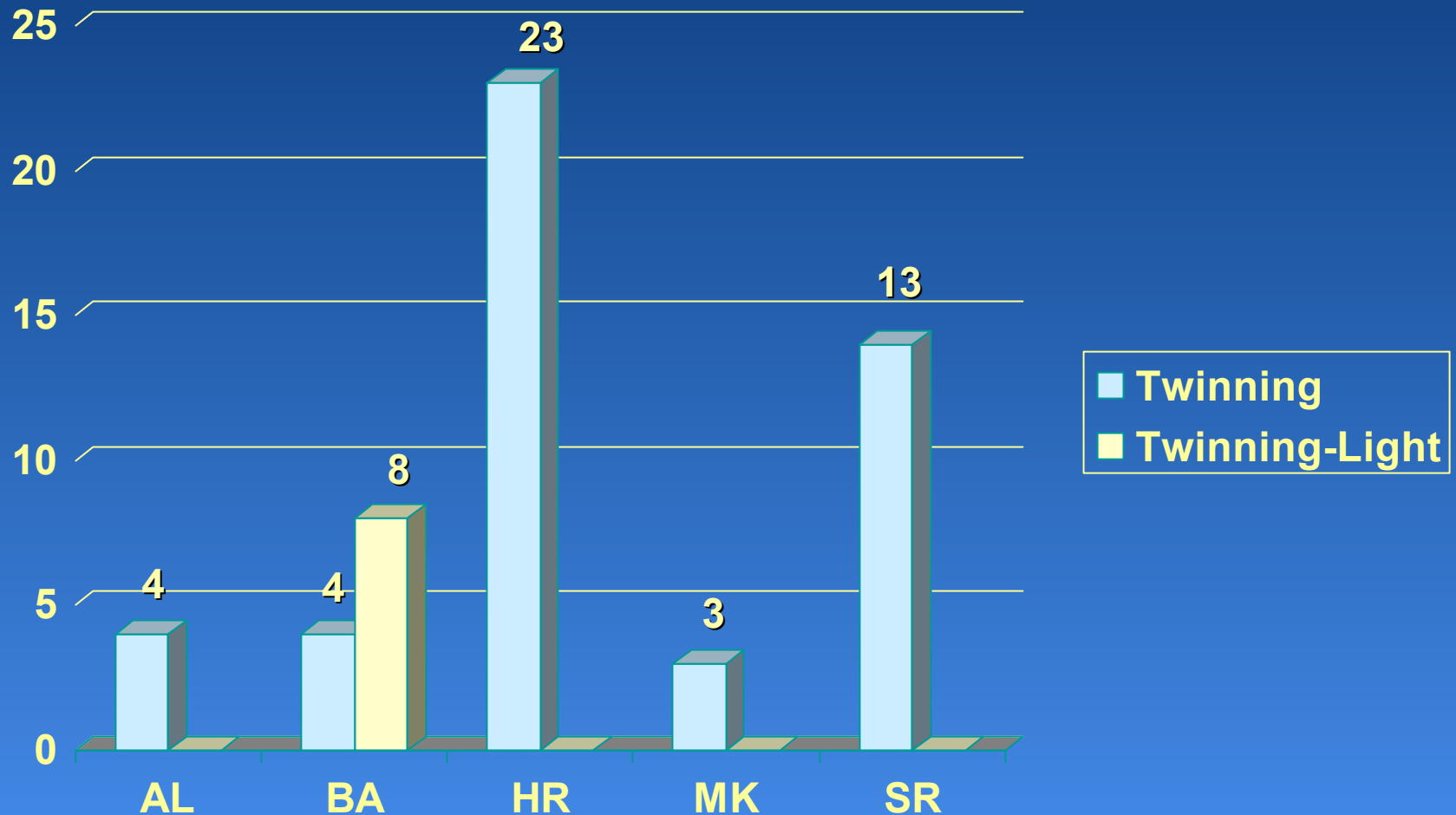
Number of Member States involved in Twinning projects per New Member State/Candidate Country 1998-2003

	A	B	D	DK	E	FIN	F	GR	IRL	I	NL	P	S	UK
BG	10	-	34	3	13	-	14	8	4	4	10	-	4	16
CY	-	-	-	1	1	-	-	1	-	-	-	-	-	-
CZ	7	-	37	5	10	2	16	3	5	6	17	1	3	29
EE	-	-	20	3	1	17	7	2	4	1	9	-	8	8
HU	11	1	24	8	11	5	16	3	1	4	12	-	8	13
LV	1	1	12	9	4	6	3	1	-	1	8	-	12	12
LT	3	3	20	13	5	10	7	1	-	3	3	-	18	10
MT	1	-	-	-	2	-	1	-	2	4	1	-	-	7
PL	8	-	47	15	24	7	46	2	3	12	22	1	11	36
RO	7	1	29	5	30	-	45	11	-	22	18	-	5	18
SK	15	-	23	2	8	4	16	7	2	7	9	-	7	8
SI	14	-	19	-	12	-	6	1	2	3	6	1	7	7
TR	2	-	14	2	3	-	3	2	-	4	4	-	1	4
Total	79	6	279	66	124	51	180	42	23	71	119	3	84	168

Twinning Information Meetings in New Member States - Spring / Summer 2005 -

Twinning Projects under the CARDS Programme


Twinning Projects in Western Balkan Countries (CARDS Programme) 2001-2005



CARDS Twinning Projects per sector/country 2001-2004

Sector	AL	BA	BA-TWL	HR	MK	SR	Total
1. Agriculture & Fisheries	0	0	0	4	0	6	10
2. Environment	0	0	0	0	0	0	0
3. Structural Funds	0	0	0	1	0	0	1
4. Social Policy	0	0	0	1	0	0	1
5. Public Finance & Internal Market	2	1	3	6	2	2	16
6. Justice & Home Affairs	2	3	3	11	1	1	21
7. Transport, Energy & Telecom	0	0	1	0	0	3	4
8. Others	0	0	1	0	0	2	3
Total	4	4	8	23	3	14	48+8

Member States involved in CARDS Twinning Projects 2001-2004



Twinning Information Meetings in New Member States - Spring / Summer 2005 -

The Future of Twinning and You

The Future of Twinning / 1

- Exchange of experience and best practice between public administrations included in the draft EU Constitutional Treaty (Article III-285)
- Twinning projects under the Transition Facility for 10 new Member States to terminate in 2006
- Projects in Bulgaria and Romania to continue at least until 2008 (Phare & Transition Facility)

The Future of Twinning / 2

- Croatia and Turkey are becoming important beneficiary countries as their accession negotiations with the EU begin
- Projects in the Western Balkan region will increase in line with stabilisation and co-operation process and prospect for EU membership
- Increasing number of projects under the European Neighbourhood Policy (MEDA, TACIS)

Why participate in twinning projects?

- Establish networks with practitioners in other EU Member States and beyond
- Exchange best practices and experiences in your field of expertise and learn from each other
- Globalisation of public administration
- International representation of your country in the context of the European Union

When and How to Make Proposals

- Circulation of all project fiches to National Contact Point for Twinning in all Member States (with deadline)
- Base your proposal on project fiche and the results and activities which it requests (but do not simply copy the project fiche)
- Present a strategy and outline how you would work with the beneficiary country to reach the expected results
- Present the team which you propose for the project: project leader, RTA and key experts